



Science Blog *Science Blog:*

Science news straight from the source



- [About](#)
- [Our Bloggers](#)
- [Books, and Stuff](#)
- [Subscribe by Email](#)
- [Subscribe to RSS](#)

Sniffing out shoe bombs: A new and simple sensor for explosive chemicals

by [bjs](#) on 19. Oct, 2010 in [Blog Entry](#)

More than 76
online degree programs,
including
Counter Terrorism Studies.

START NOW ▶

AMU American Military University

www.amu.aous.edu

Ads by Google

CHAMPAIGN, Ill. — University of Illinois chemists have developed a simple sensor to detect an explosive used in shoe bombs. It could lead to inexpensive, easy-to-use devices for luggage and passenger screening at airports and elsewhere.

Triacetone triperoxide (TATP) is a high-powered explosive that in recent years has been used in several bombing attempts. TATP is easy to prepare from readily available components and has

been difficult to detect. It defies most standard methods of chemical sensing: It doesn't fluoresce, absorb ultraviolet light or readily ionize.

The few methods available to screen for TATP aren't feasible for on-the-ground use in airports, as they require large, expensive equipment, extensive sample preparation, or relatively high concentrations of TATP in solid or liquid form. There is no simple way to detect TATP vapor.

Kenneth Suslick, the Schmidt Professor of Chemistry at the U. of I., and postdoctoral researcher Hengwei Lin have developed a colorimetric sensor array that can quantitatively detect even very low levels of TATP vapor — down to a mere 2 parts per billion. They wrote about their findings in an article published in the *Journal of the American Chemical Society*.

To create the sensor array, the researchers print a series of 16 tiny colored dots — each a different pigment — on an inert plastic film. A solid acid catalyst breaks down TATP into detectable components that cause the pigments to change color, like litmus paper.

Each pigment changes colors depending on the concentration of TATP in the air. The array is digitally imaged with an ordinary flatbed scanner or an inexpensive electronic camera before and after exposure to the air.

“Imagine a polka-dotted postage stamp sensor that can sniff out the shoe-bomber explosive simply by using a digital camera to measure the changing colors of the sensor's spots,” Suslick said. “The pattern of the color change is a unique molecular fingerprint for TATP at any given concentration and we can identify it in a matter of seconds.”

The array is uniquely sensitive to TATP. Unlike many other chemical sensors, Suslick and Lin's array is unaffected by changes in humidity or exposure to other chemicals, such as personal hygiene products or laundry detergents. It also has a long shelf life, so airport security and other users can keep a supply on hand.

In addition to demonstrating their sensing technique with an ordinary flatbed scanner, the researchers also developed a functional prototype hand-held device. The portable instrument, designed to easily screen luggage or shoes, uses inexpensive white LED illumination and an ordinary digital camera similar to a cell-phone camera.

“The hand-held device makes the whole process portable, sensitive, fast and inexpensive,” Suslick said. The hand-held sensor now is being commercialized by iSense, a sensor manufacturer based in Palo Alto, Calif.

“One of the nice things about this technology is that it uses components that are readily available and relatively inexpensive,” said David Balshaw, Ph.D. program administrator at National Institute of Environmental Health Sciences, which supported the project.

Editor's note: To contact Kenneth Suslick, call 217-333-2794; e-mail: ksuslick@illinois.edu. The paper, "A colorimetric sensor array for detection of triacetone triperoxide vapor," is available online.



Tags: [acid catalyst](#), [camera](#), [Chemical](#), [colored dots](#), [explosive chemicals](#), [litmus paper](#), [pigment changes](#), [sensor](#), [sensor array](#)

*« Drought may threaten much of globe within decades
Gene activity in the brain depends on genetic background »*




No comments yet.

Leave a Reply

Name

Mail (will not be published) (Required)

Submit Comment

[+](#) Share / Save    ...

OUR BLOGGERS [RECENT POSTS](#) [COMMENTS](#)

[Coming soon: BHD Researcher Interviews](#)